
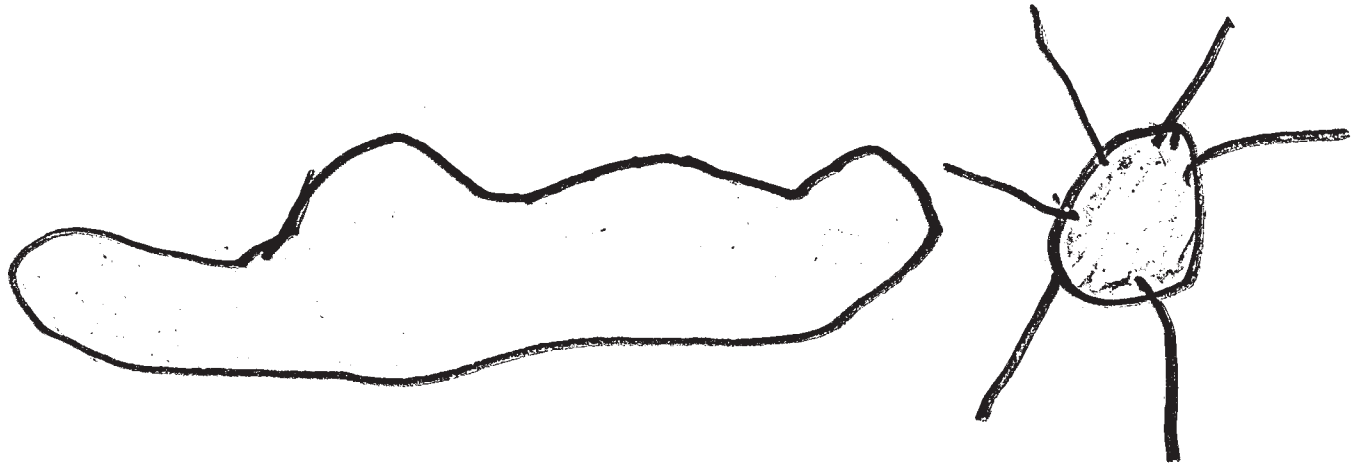


BICKS



BY IKRHA

# Table of Contents

<u>Introduction</u>	....	<u>1</u>
<u>Kinds of Bikes</u>	....	<u>2</u>
<u>Safeex Things</u>	....	<u>34</u>
<u>Riding a Bike</u>	....	<u>67</u>
<u>The Handbikes</u>	....	<u>8</u>
<u>The wheels</u>	....	<u>9</u>
<u>Zoom in</u>	....	<u>10</u>

Name: IKRA Ali

Date: Jan/10/2012

Kinds of Bicks

2




There are so many  
kinds of bicks in the  
world. There are  
princes Bicks perpal  
and bor peey too. There  
are a 100 of them.

Name: IKRA Ali

Date: Jan 10/09/2012

Safety things

3



You need a helmet

knee pads and elbow pads.

First, the helmet helps

you stay safe if

you get hurt on your head and if you had

the helmet on your head

You will not get hurt

and the necks it

You have a accident you

will not get hurt

and the elbows you

will not get hurt

on your elbow and

the ...

... you ...


Name:

JKRA Ali 8

Date:

Jan/19/2012

the Handubors



The handubors are

one important thing

because if you do not

hold it you will

fall.

Name:

EKRA Ali 9

Date:

Jan/19/2012

The wheels




If you have a  
flat tire you have  
to pump your tire.

Zoom in


IKRA

10

The helmet has  
to be on your  
head.




You need 2 needles  
on your neck.





# the neepads II



I hat a neepad  
and you need one  
too.